


Reference Drawing - Not to Scale

	NMSU 2016 ADA Assessment Phase 1 January 2017	
Building #:	164	
Building Name:	Neale Hall	
Drawing Title:	First Floor Plan	

➔ Primary Accessible Entry



ADA Compliant Exterior Public Entries



NON ADA Compliant Exterior Public Entries



➡ Primary Accessible Entry



ADA Compliant Exterior Public Entries



NON ADA Compliant Exterior Public Entries

<div><div><div>NM</div><div>STATE</div><div>UNIVERSITY</div></div><div><div>arc</div></div></div> <div>NMSU 2016 ADA Assessment Phase 1 January 2017</div>	
Building #:	164
Building Name:	Neale Hall
Drawing Title:	First Floor Plan



➡ Primary Accessible Entry



ADA Compliant Exterior Public Entries



NON ADA Compliant Exterior Public Entries



NMSU 2016 ADA Assessment
Phase 1
January 2017

Building #:	164
Building Name:	Neale Hall
Drawing Title:	First Floor Plan





➡ Primary Accessible Entry



ADA Compliant Exterior Public Entries



NON ADA Compliant Exterior Public Entries

<div>   </div> <div> <div>NMSU 2016 ADA Assessment</div> <div>Phase 1</div> <div>January 2017</div> </div>	
Building #:	164
Building Name:	Neale Hall
Drawing Title:	First Floor Plan